

OPEN YOUR WAY TO THE ULTIMATE


# SWING GATE OPENER

MODEL:SWD2R




**4 YEARS WARRANTY**





OPEN YOUR WAY TO THE ULTIMATE

# "OPEN UP TO A WORLD OF CONVENIENCE"



## TECHNICAL CHARACTERISTICS

Motor	24V DC
Input Voltage	220 V
Push Force	600 N
Speed	10 - 15 meter
Remote distance	50 meter
Single width	≤6meter
Single motor capacity	≤600 kg
Weight	20 kg



EFFORTLESS  
OPERATION



SUPER  
SILENCE



HIGHEST  
TECHNOLOGY



AFTER SALE  
SERVICE

## DIMENSIONS



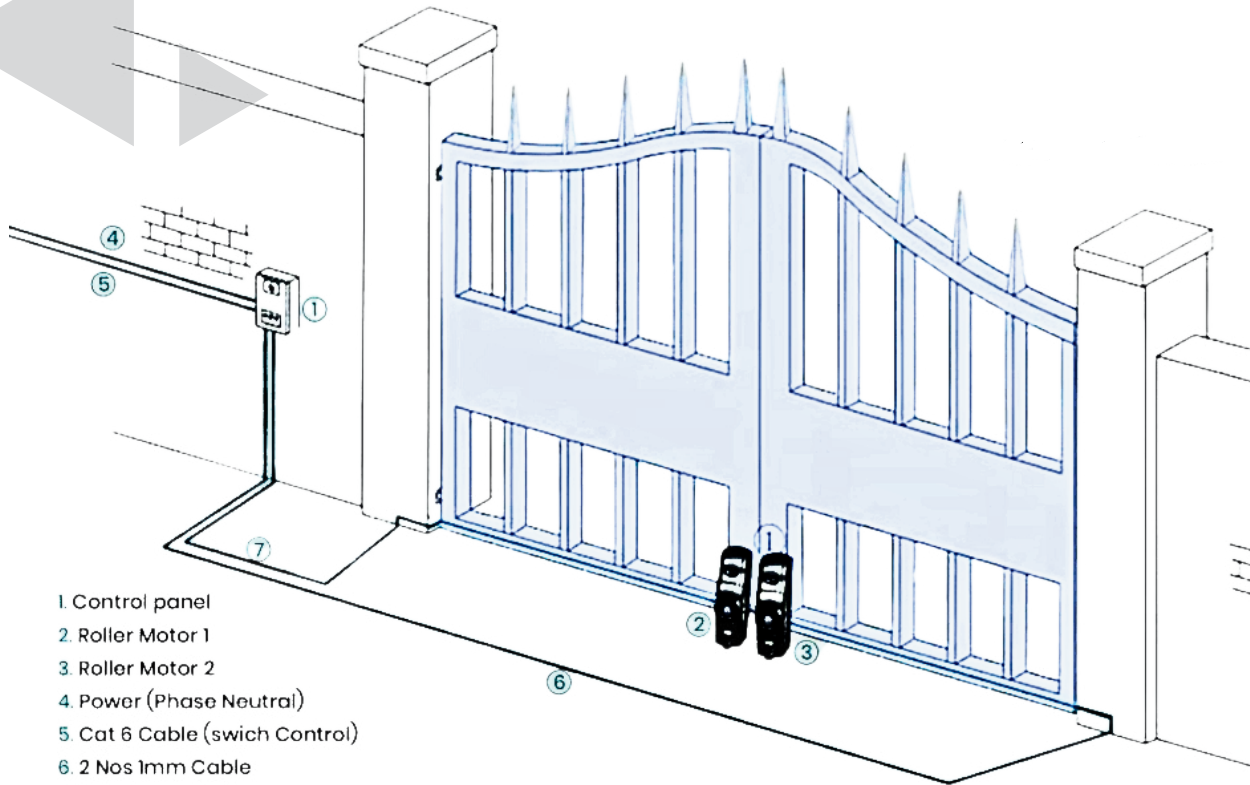


## INTELLIGENT FEATURES

- The door opening is applicable more than 180°
- Applicable for residential and commercial purpose.
- Remote range is upto 50 Meters from the gate.
- Accomplishes it's operations within 50 seconds.
- Suitable for all type of swing gates.
- Running indicator lights.
- Secure the gate by avoiding hitting the walls as it slow down its operation during the opening and closing phase.
- Worm gear provides durability and silence in motor operation.
- The motor is fitted with an emergency manual override on each motor to allow the user to open the gates manually in case of an emergency such as a power failure situation.
- The motor can handle both light and heavy gates.
- Can add any optional devices.
- The motor kit provides complete accessories and materials for easy installation.
- Small in size,light weight,highly efficient and low mechanical hum.



# WIRING DIAGRAM



- 1. Control panel
- 2. Roller Motor 1
- 3. Roller Motor 2
- 4. Power (Phase Neutral)
- 5. Cat 6 Cable (swich Control)
- 6. 2 Nos Imm Cable
- 7. 2 Nos Imm Cable

# OPTIONAL DEVICES



WIFI MODULE



PHOTOCELL



GSM



LOOP DETECTOR





REMOTE




FLASH LIGHT



UHF READER



OPEN YOUR WAY TO THE ULTIMATE



**SAFETY MATTERS**  
[www.siwstech.com](http://www.siwstech.com)